

HOW TO CONNECT & USE THE PUMP FOR THE WATER TANK

Pump and hoses are in a black box in the back seat of the truck. You will also find the watering wand there.


1. Attach male end of short gray ribbed hose into the right tank drain fitting.

NOTE:
The hose in the pictures is yellow, but we now have a gray hose.





2. Attach short gray ribbed hose to INLET port of pump.

NOTE:
Water flow must match the direction of the small arrow on the end of the pump.



3. Attach $\frac{3}{4}$ inch red hose to the outlet port of the pump .





4. Attach wand to hose and turn on the valve on the wand handle.
5. Turn on the valve at the tank and allow water to flow through the hoses and pump. When you get water flow out of the wand, you know the pump is primed; this will prevent problems.



Now you need to put the tailgate up to access the electrical outlet on the trailer hitch.


The pump can stay in the back of the truck.

6. Plug the pump into the outlet...

- Lift outlet cover
- The plug is keyed to fit the outlet. Align the plug with the outlet; the keyway and raised plastic piece should be on top.
- Push the plug in til you hear a click. (the raised plastic piece on the plug must go past the plastic piece on the outlet cover.)



**Open the tail gate.
Start the engine.
Turn on the pump.
Water trees.**



CAUTION

Do not allow the pump to run dry.

When the tank is empty and you need to refill, we recommend unplugging the pump for the trip to the fire station. Everything else can stay connected.

Do not allow the pump to get wet. Filling the tank with the fire hose is often a drenching experience! You must place the pump where it will not get wet. Hold the pump away from the truck, put on the ground and cover with plastic box or whatever you need to do to keep it dry.

When you are finished, take it all apart and put away like this...

- Turn off water at tank.
- Remove outlet hose.
- Remove inlet hose.
- Drain all water from hoses.
- Disconnect pump plug from outlet.
(You probably would figure that out!)
- Wind up yellow hose, connect to itself so that water can't leak into box, and place in the box.
- Put pump in box.
- Put red hose in box.

This is most easily done by winding into the box. (It's much more difficult to wind it up and then try to make it fit in the box.)

The box and the wand then go into the back seat of the truck.

Thank you for watering trees!

